

*4+1 Programs not included in total count

 Denotes Record

2024 FIRST-TIME IN POST-SECONDARY COHORT

183

Full-Time = 182, Part-Time = 1

2024 TRANSFER COHORT



138

Trad = 63; ME = 4; Nursing = 26; BSRN = 25; DHY = 19; CJL = 1

TOP PROGRAM INTEREST FOR NEW COHORTS

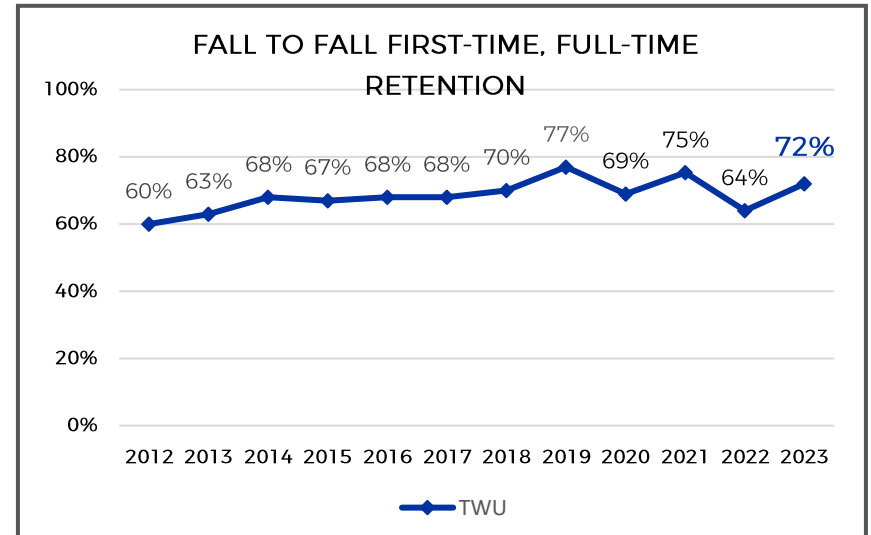
1. Pre-Nursing/Nursing
2. Pre-Dental Hygiene/Dental Hygiene
3. Sport Management
4. Elementary Education
5. Finance

2024 NEW STUDENTS

36%  64% 

35% M / 65% F (excluding Graduate-Level & DE)

ENROLLMENT TRENDS BY PROGRAM					
	Fall 2023	Fall 2024	Change (%)	Budgeted	Budget Progress
UNDUPLICATED (ALL STUDENTS)	1055	1177	11.6%		
ATHENS DAY	620 (FT) 17 (PT), 102 hrs	635 (FT) 19 (PT), 105 hrs	2.4%	613	+22
NURSING	80	89	11.3%	81	+8
BSRN	42	43	2.4%	35	+8
Dental Hygiene	41	42	2.4%	42	0
ME (TOTAL)	34 366 hrs	25 276 hrs	-26.5%	792 hrs (year)	35% towards goal
CJL	7	5	-28.6%	2	+3
UNDUPLICATED GRADUATE (ALL)	190	250	31.6%		
MBA	42 366 hrs	25 207 hrs	-40.5%	600 hrs (year)	35% towards goal
EXECUTIVE (ALL)	47 337 hrs	111 766 hrs	136.2%	1530 hrs (year)	50% towards goal
MAT	26 178 hrs	31 213 HRS	19.2%	379 hrs (year)	56% towards goal
MOT	66	63	-4.5%	62	+1
MSN	8 44 hrs	7 45 HRS	-14.3%	102 hrs (year)	44% towards goal
MSED	1 3 hrs	2 9 hrs	100%	21 hrs (year)	43% towards goal
MSSL		11 132 hrs		150 hrs (year)	88% towards goal
4+1 PROGRAMS	3	11	266%	0	
DUAL ENROLLMENT	24	69	187.5%	0	



92%

Fall to Fall 2024 Transfer Cohort

80%

Overall Retention Rate Undergraduate

FTFT 2023 NON-RETURNERS

- 49% ATHLETES
- 51% FIRST GENERATION
- 75% IN-STATE
- 49% HAD A HOLD
- 2.33 AVERAGE LOCAL GPA
- 43% IN 1+ REMEDIAL COURSES

2024 FIRST-TIME COHORT

44% ATHLETES

PELL-ELIGIBLE

56%

FIRST-TIME, FULL-TIME COHORT 2024

2024 TRANSFER COHORT

31% ATHLETES

