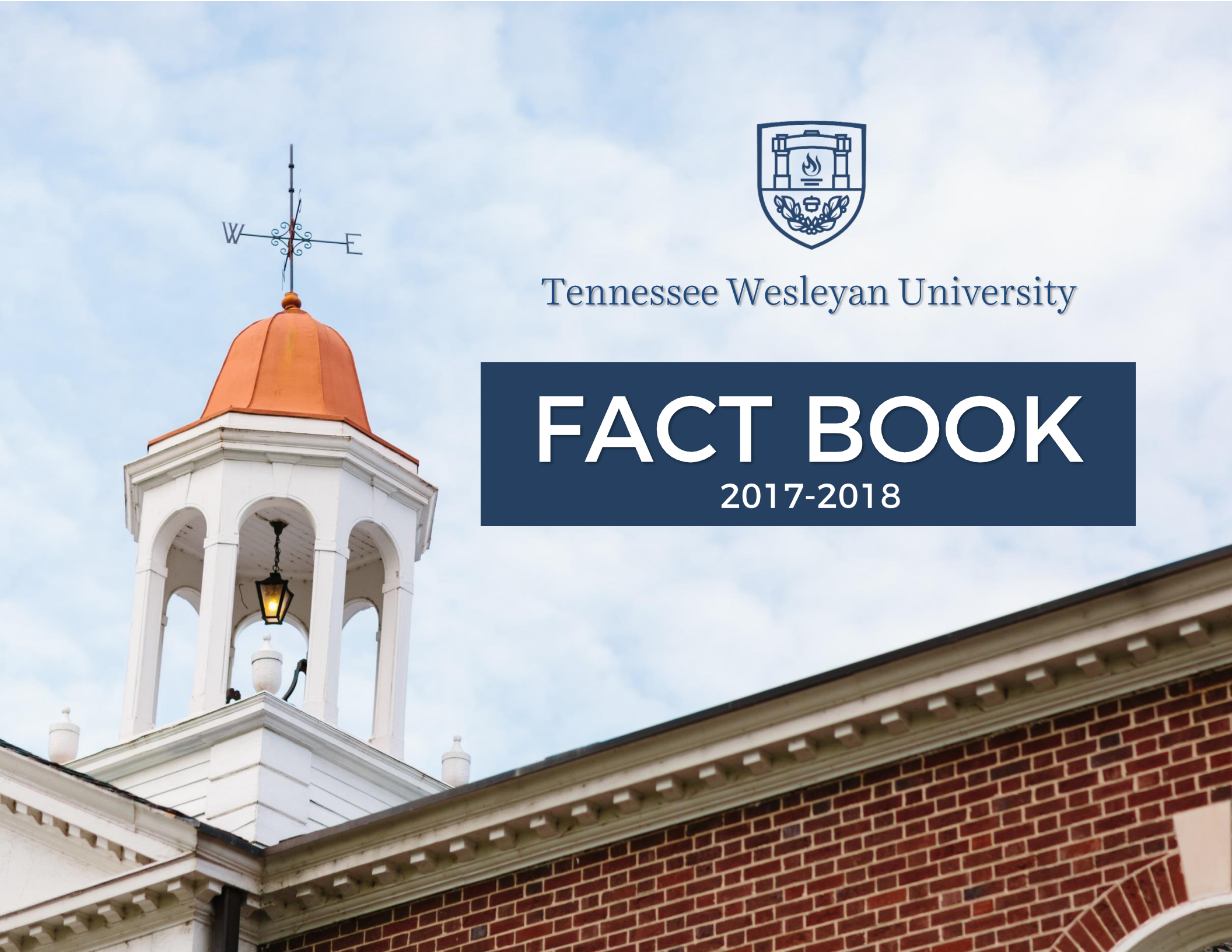




Tennessee Wesleyan University

FACT BOOK

2017-2018



Institutional Research and Effectiveness

Mission

The mission of Institutional Effectiveness (including institutional research) is to efficiently disseminate high quality information to support and enhance the operation, planning, and decision making processes of Tennessee Wesleyan University while also coordinating and maintaining reporting requirements for external agencies and organizations and facilitating assessments to demonstrate and enhance TWU's effectiveness.

What We Do

- Provide decision support research and analysis to facilitate the college's planning process and associated program review, accreditation, benchmarking, and outcome assessment activities
- Coordinate the college institutional effectiveness program
- Report official institutional data to external agencies and organizations
- Design and conduct internal studies as needed for informed decision making
- Develop and maintain student cohort databases for longitudinal comparisons and analysis
- Serve as the liaison to the regional accrediting agency (SACSCOC)
- Perform additional institutional research duties that may become necessary to further the goals of the college

Who We Are

Stephanie Smallen, Ed.D.

Associate Vice President for Institutional Effectiveness

Jackie Bowers

Coordinator of Institutional Effectiveness

The Fact Book

The Fact Book provides a "snapshot" of Tennessee Wesleyan University and issued annually from the Office of Institutional Effectiveness in an attempt to provide the TWU community with frequently requested information. The Fact Book is meant to serve as primary reference source for information about the University. The Office of Institutional Effectiveness compiles the majority of the data in the Fact Book from computerized databases. The assembly of this document includes many decisions about the inclusion and exclusion of information as well as the form presentation. Suggestions for modification or corrections, based on actual use of this document are welcomed and should be directed to the Office of Institutional Effectiveness.

About TWU

Tennessee Wesleyan University strives to help students be more. With over 30 undergraduate majors, TWU provides a wide range of studies to help each student achieve his or her individual dream. Tennessee Wesleyan also offers two online Master's degree programs to help working adults advance their careers: a Master of Business Administration and a Master of Science in Curriculum Leadership. Faculty, staff and students combine to form a community of learning, dedicated to the advancement of the college and all of our students. With a 12:1 student to faculty ratio, TWU ensures each student receives personalized attention, allowing each student to grow personally and professionally. Our academic programs allow students to participate in fieldwork, internships and study abroad opportunities, providing a hands-on experiential learning approach.

Through strong academic programs, service-learning opportunities, student organizations and athletics, TWU helps students become enlightened servant leaders who believe in serving others, pursuing knowledge and leading by example. Tennessee Wesleyan is a member of the Appalachian Athletic Conference of the National Association of Intercollegiate Athletics (NAIA) and features more than 20 athletic teams for men and women. In addition to athletics, students can participate in more than 25 clubs and student

organizations, providing students opportunities to grow their leadership skills and foster relationships with fellow classmates.

TWU's main campus in Athens provides a park-like setting, with easy access to downtown Athens and the surrounding area, while the satellite locations in Knoxville and Cleveland provide convenience to students in our nursing program and Management Excellence degree completion program. In addition to our three instructional sites, TWU offers several online options, including an RN to BSN program and our graduate degrees. At all three instructional sites and in online courses, TWU provides individualized attention and support for every student, helping each one to be more.

Mission Statement

In keeping with the spirit of the liberal arts, Tennessee Wesleyan University seeks within the framework of Jude-Christian tradition to provide for students the highest quality educational experience, to promote personal responsibility, integrity, and purpose, and to prepare student for a life of leadership and service in an ever changing global community.

History and Location

Founded in 1857 as Athens Female College, Tennessee Wesleyan has evolved into a four-year liberal arts institution, offering the first baccalaureate degrees on its centennial anniversary. Throughout its history, the university has enjoyed a relationship with the Methodist Church, which has prompted several growths for the university over the years. More than 150 years after its founding, Tennessee Wesleyan has never lost its identity as an important center of learning in Southeast Tennessee.

Tennessee Wesleyan strives to help students be more. With over 30 undergraduate majors and a graduate program, TWU provides a wide range of studies to help each student achieve his or her individual dream. Faculty,

staff and students combine to form a community of learning, dedicated to the advancement of the university and all of our students. Through strong academic programs, service-learning opportunities, student organizations and athletics, TWU helps students become enlightened servant leaders who believe in serving others, pursuing knowledge and leading by example. TWU's main campus in Athens provides a park-like setting, with easy access to downtown Athens and the surrounding area, while the satellite locations in Knoxville and Cleveland provide convenience to students in our nursing program and Management Excellence degree completion program. At all three instructional sites, TWU provides individualized attention and support for every student, helping each one to be more.

Accreditation

Tennessee Wesleyan University is accredited by the Southern Association of Colleges and Schools Commission on Colleges to award baccalaureate and master's degrees. Contact the Commission on Colleges at 1866 Southern Lane, Decatur, Georgia 30033-4097 or call 404-679-4500 for questions about the accreditation of Tennessee Wesleyan University.

The Tennessee State Board of Education approves Tennessee Wesleyan University programs in teacher education.

The Commission on Collegiate Nursing Education (CCNE) granted accreditation to the baccalaureate degree program in nursing at Tennessee Wesleyan University for 10 years, extending to June 30, 2027.

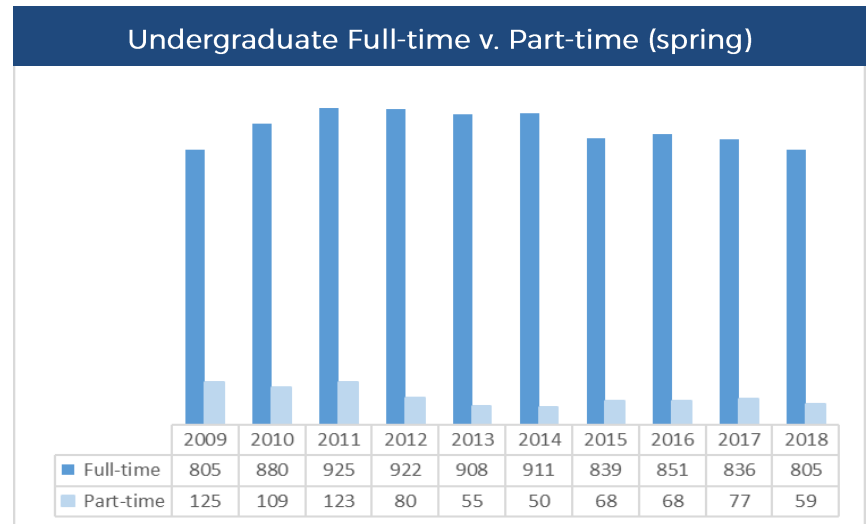
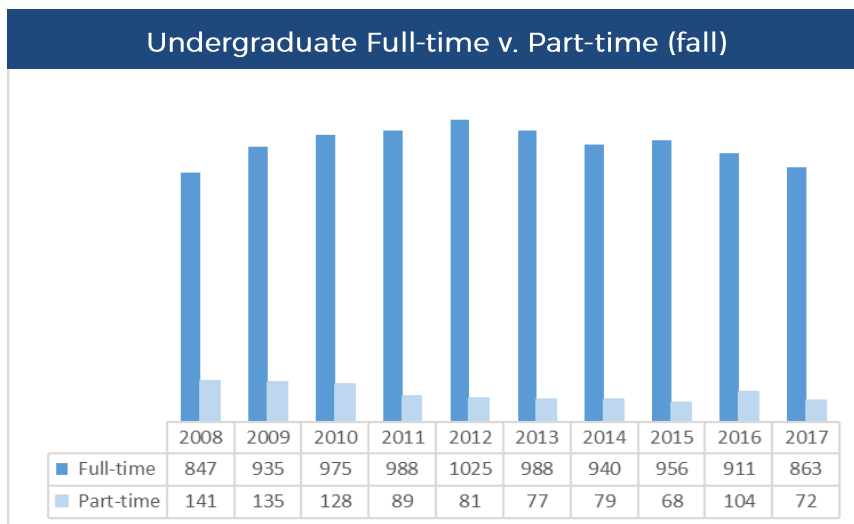
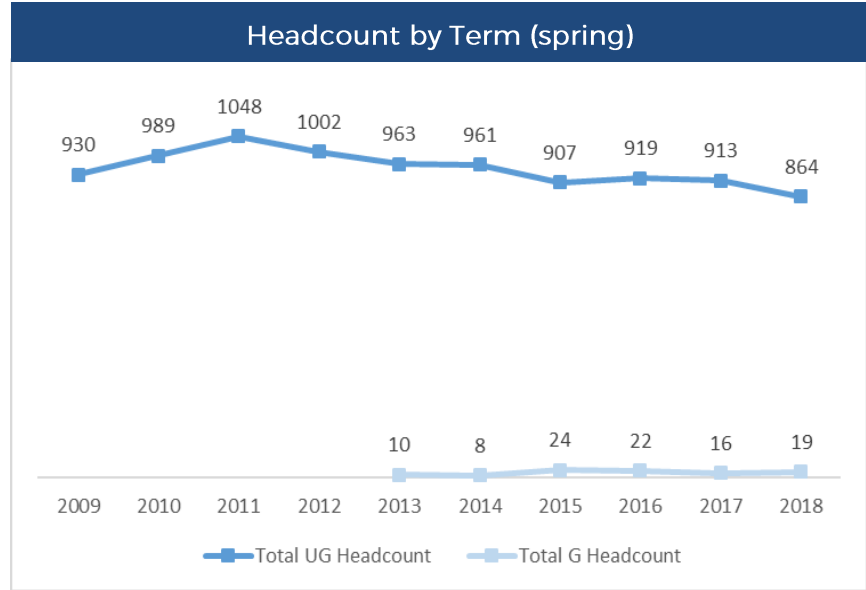
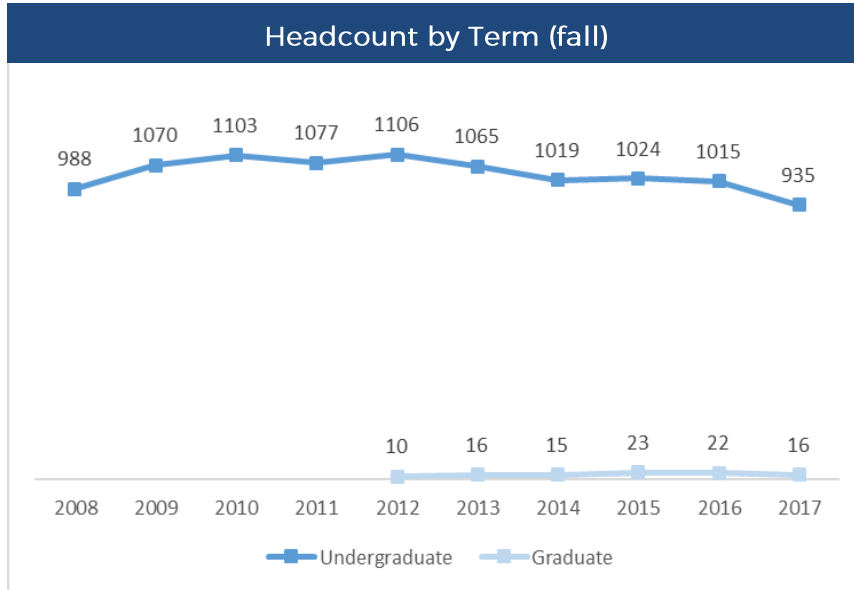
Tennessee Wesleyan is a member of the National Association of Intercollegiate Athletics (NAIA) and the Appalachian Athletic Conference. Students who participate in intercollegiate athletics must meet the eligibility requirements of both of these organizations.

Historical Trends and Demographics

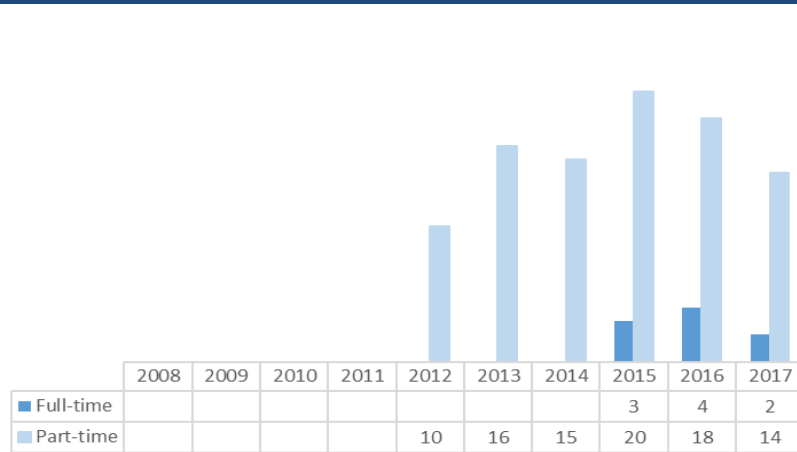


TOTAL HEADCOUNT (10-year trend)

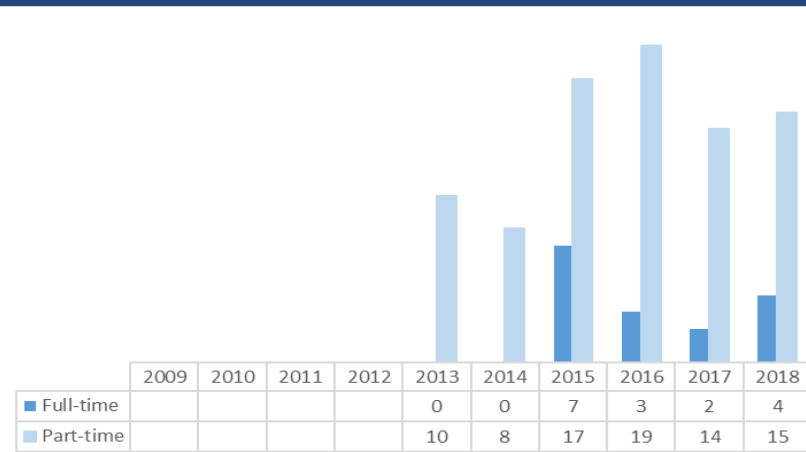
Undergraduate and Graduate



Graduate Full-time v. Part-time (fall)





Graduate Full-time v. Part-time (spring)



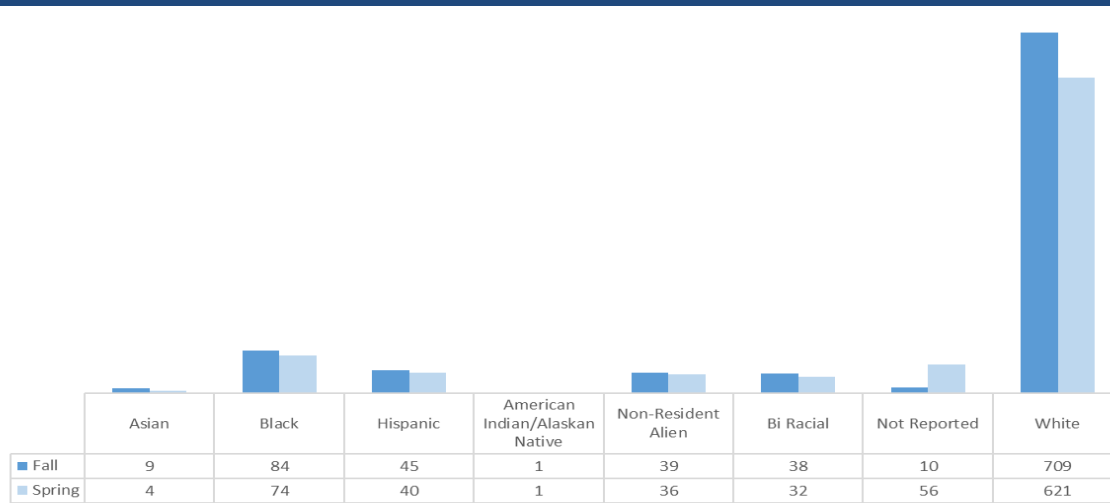
ENROLLMENT BY GENDER AND ETHNICITY

Undergraduate

GENDER

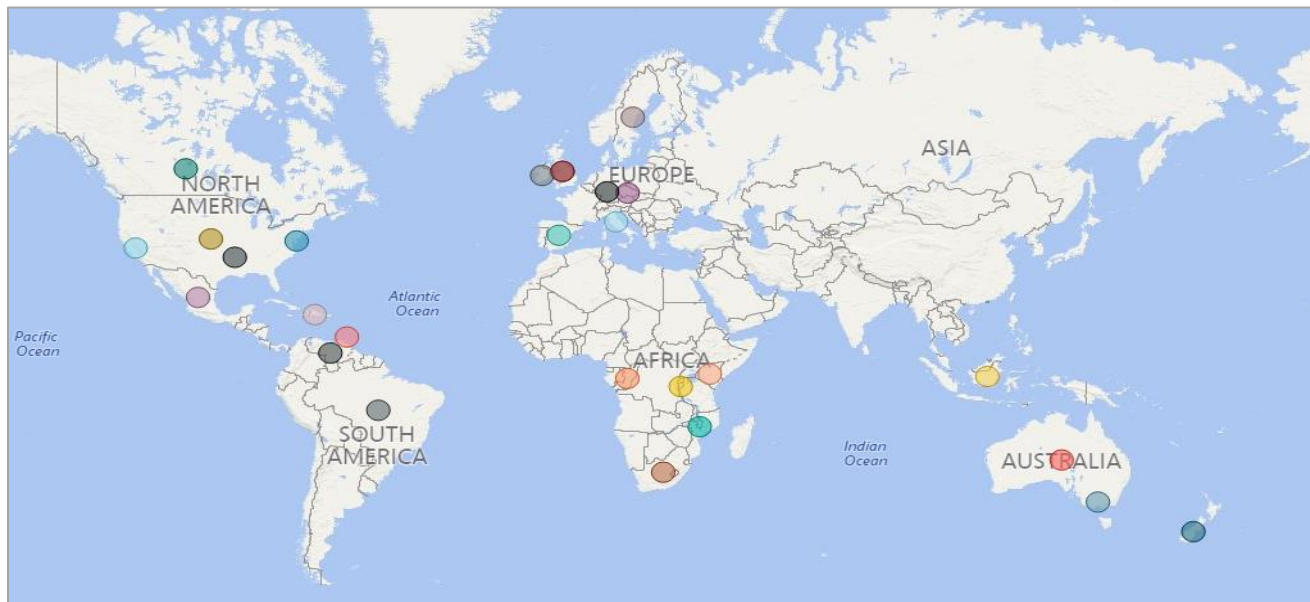
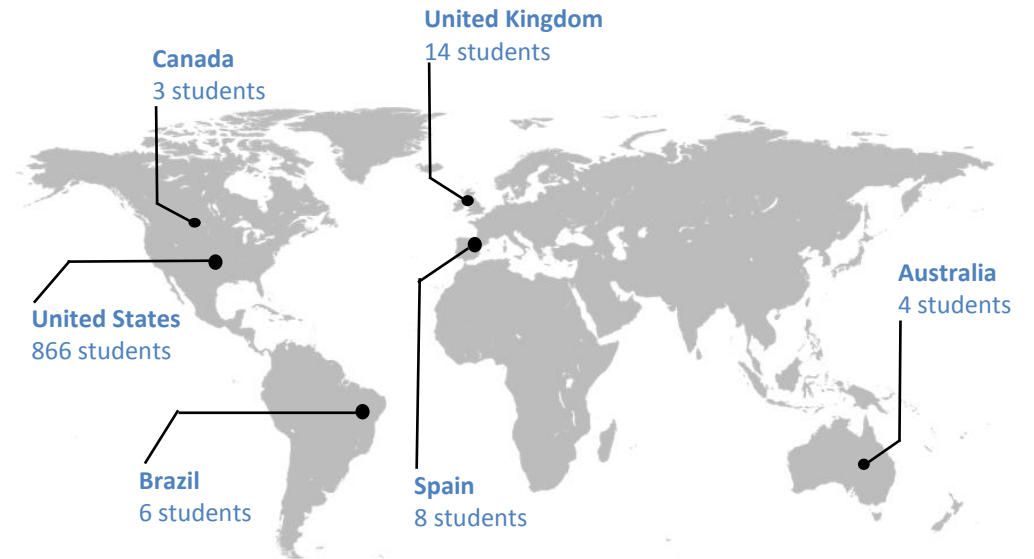
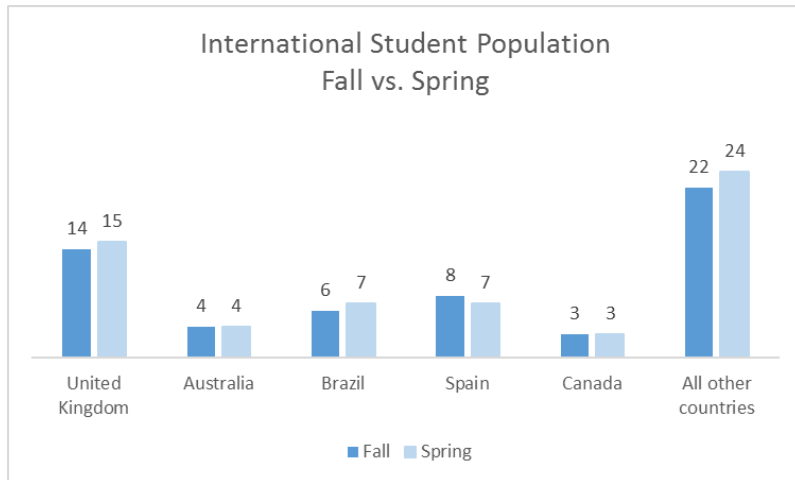
	FALL	SPRING
	37%	36%
	63%	64%

ETHNICITY



GLOBAL FOOTPRINT

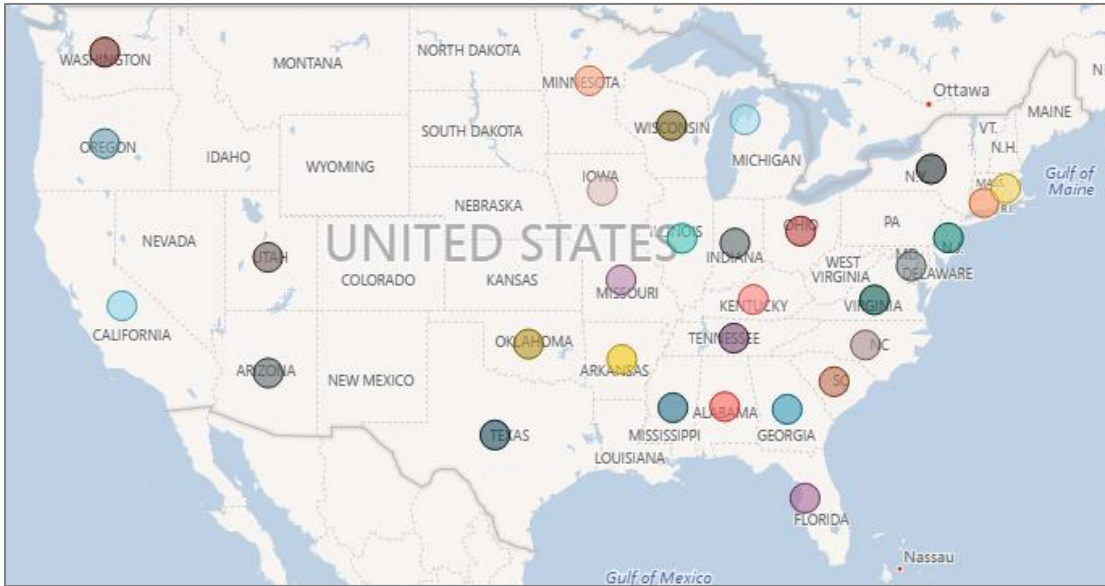
Undergraduate



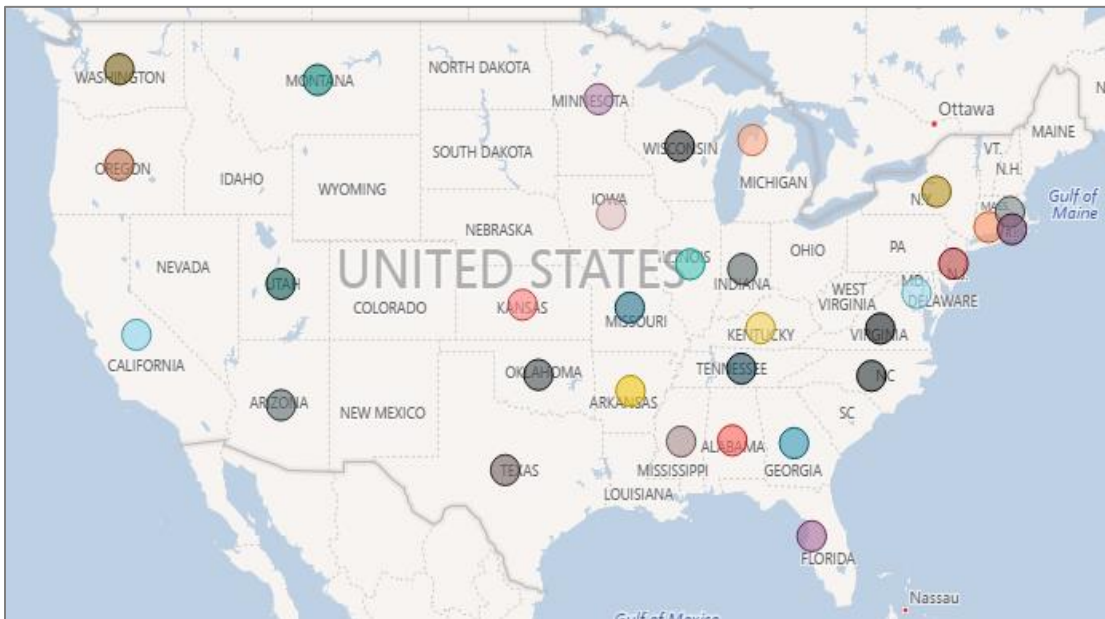
Other countries include:
 Argentina, Burundi, Chile, Congo, Czech Republic, Ecuador, Germany, Dominican Republic, Finland, Grenada, Indonesia, Ireland, Italy, Kenya, Mexico, New Zealand, Sweden, Slovakia, Venezuela, and South Africa

ENROLLMENT BY STATE OF RESIDENCE

Undergraduate



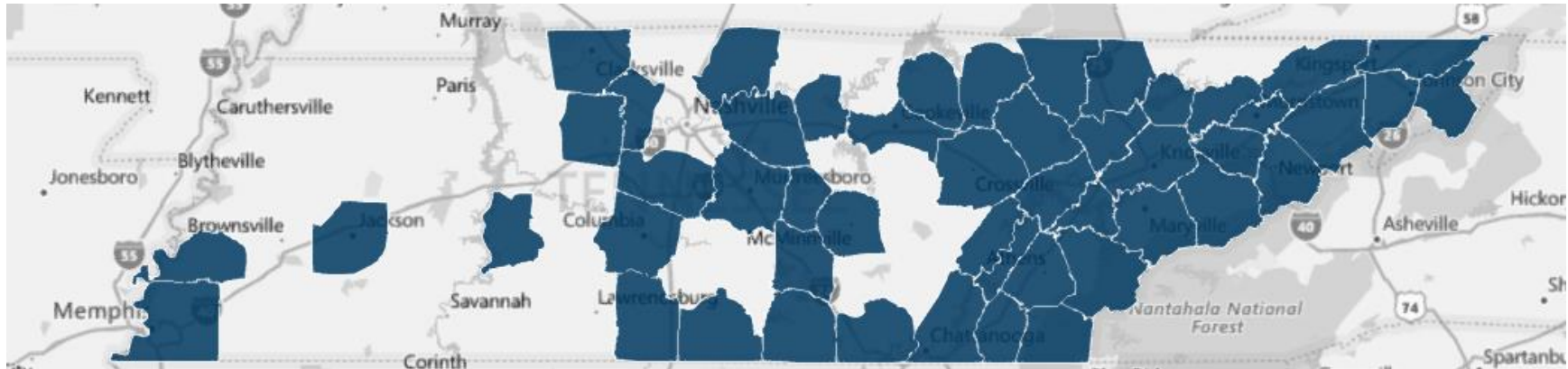
Fall Enrollment	
State	%
Tennessee	86%
Georgia	3%
Florida	2%
Alabama	1%
California	1%
Illinois	1%
Maryland	1%
All other states	5%



Spring Enrollment	
State	%
Tennessee	86%
Georgia	3%
Florida	2%
Alabama	1%
Arizona	1%
California	1%
Illinois	1%
All other states	5%

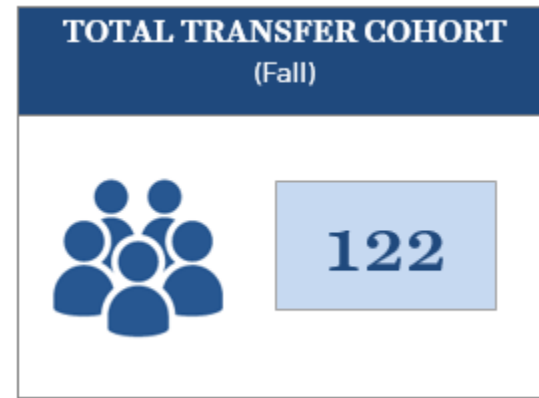
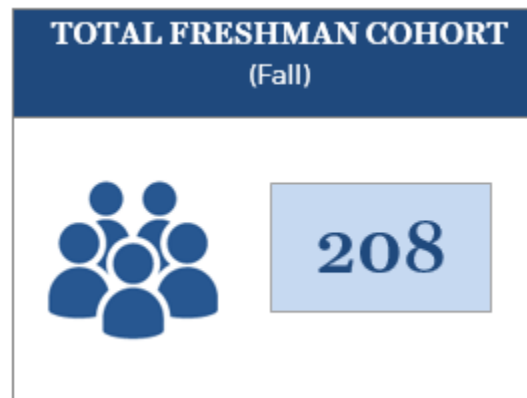
ENROLLMENT BY COUNTIES IN TENNESSEE

Undergraduate



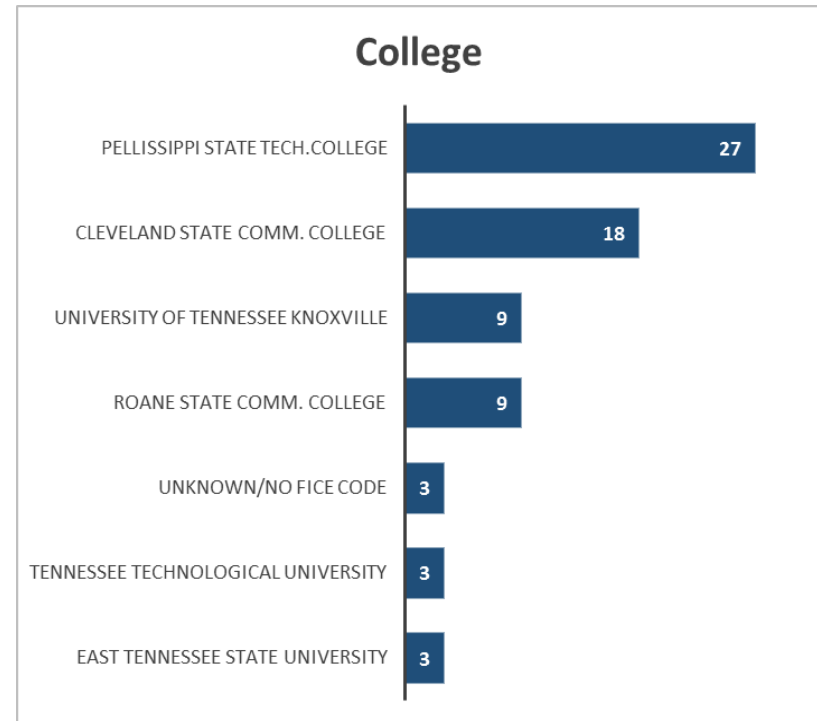
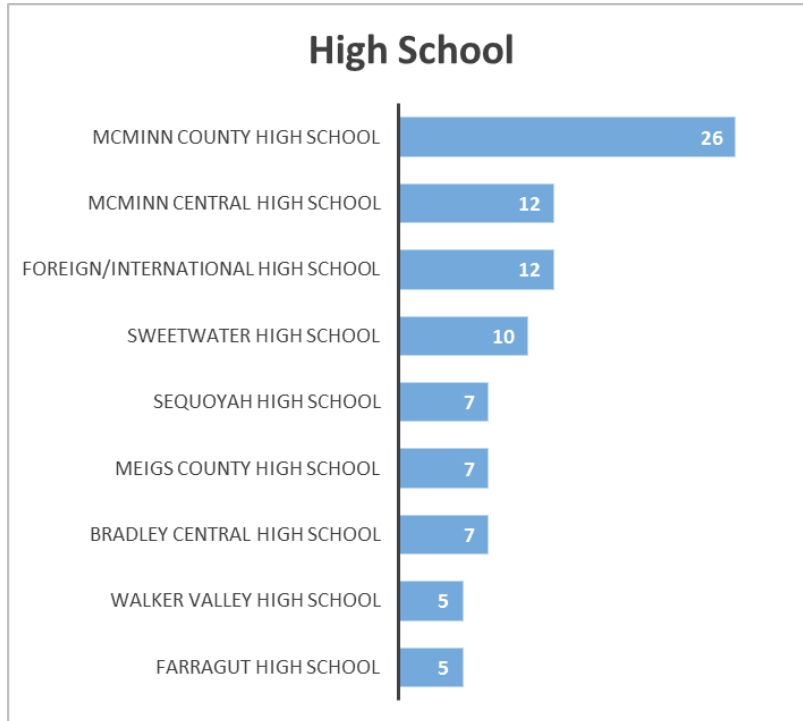
Top 10 Counties Percentage

Anderson	2%
Blount	3%
Bradley	8%
Hamilton	6%
Knox	16%
Loudon	6%
McMinn	29%
Meigs	2%
Monroe	12%
Polk	2%
Other counties	14%



TOP FEEDER SCHOOLS

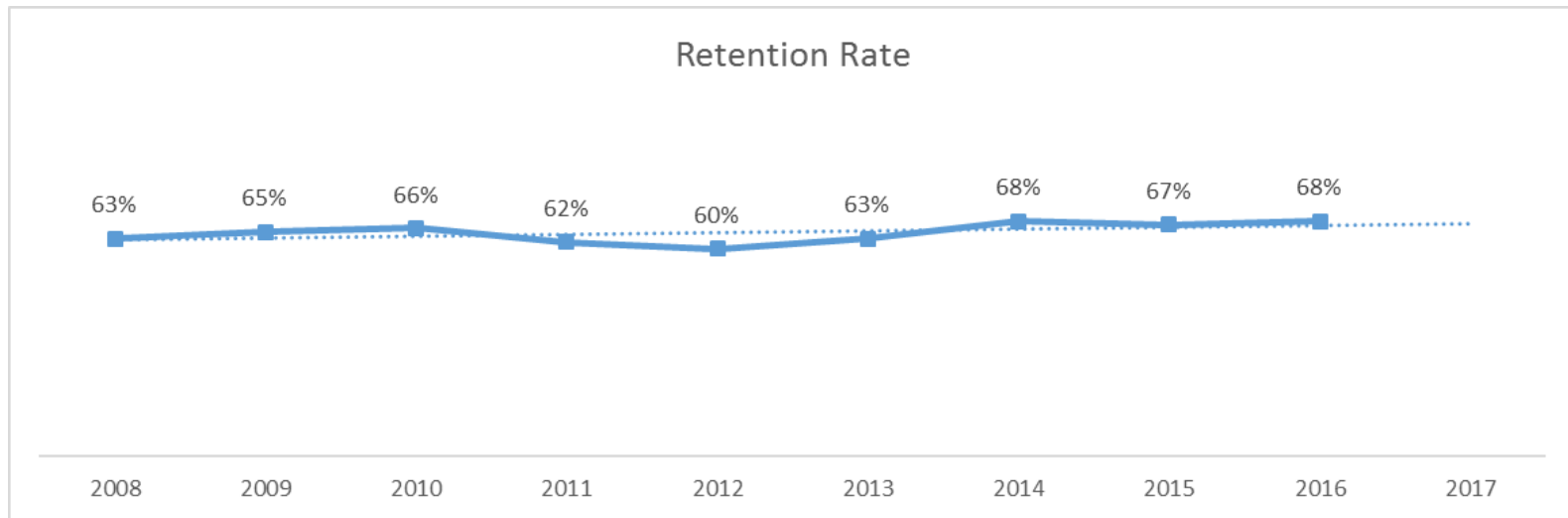
Undergraduate (based on fall census)



RETENTION RATE (10-year trend)

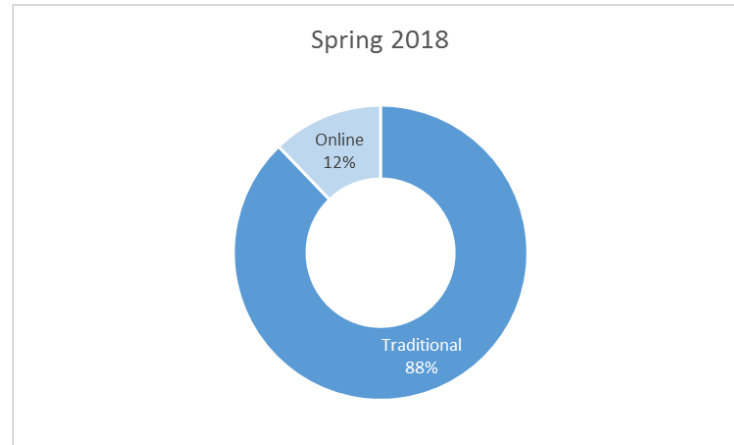
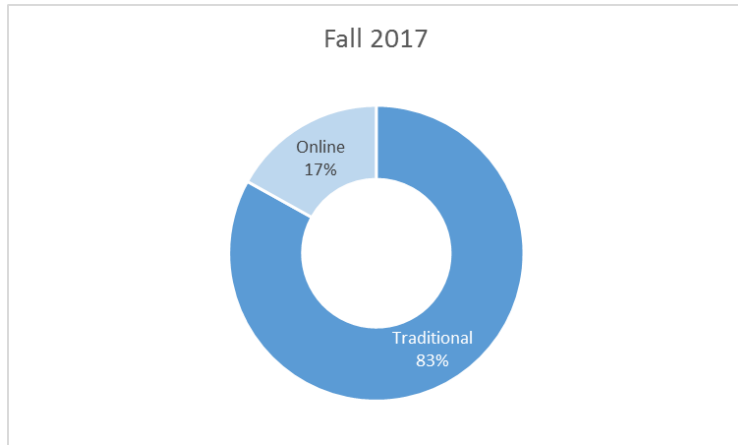
First-Time Freshman, fall to fall

	2008	2009	2010	2011	2012	2013	2014	2015	2016	2017
Cohort Count	259	249	219	208	220	208	192	212	199	208
Returned to Next Fall	163	162	144	129	132	130	131	142	135	TBA

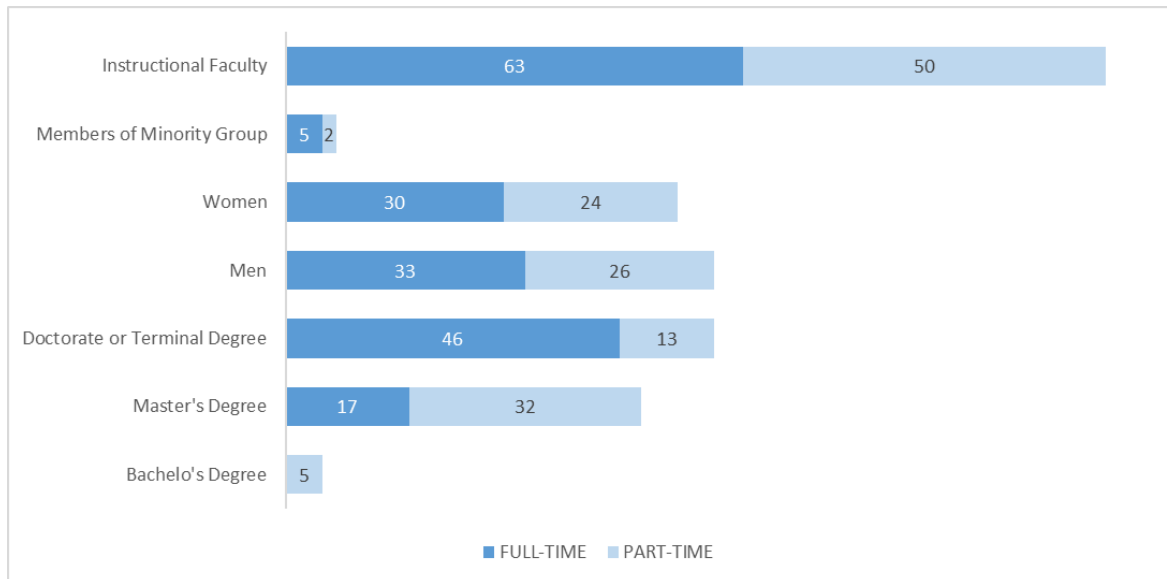


ONLINE LEARNING

Online vs. Traditional

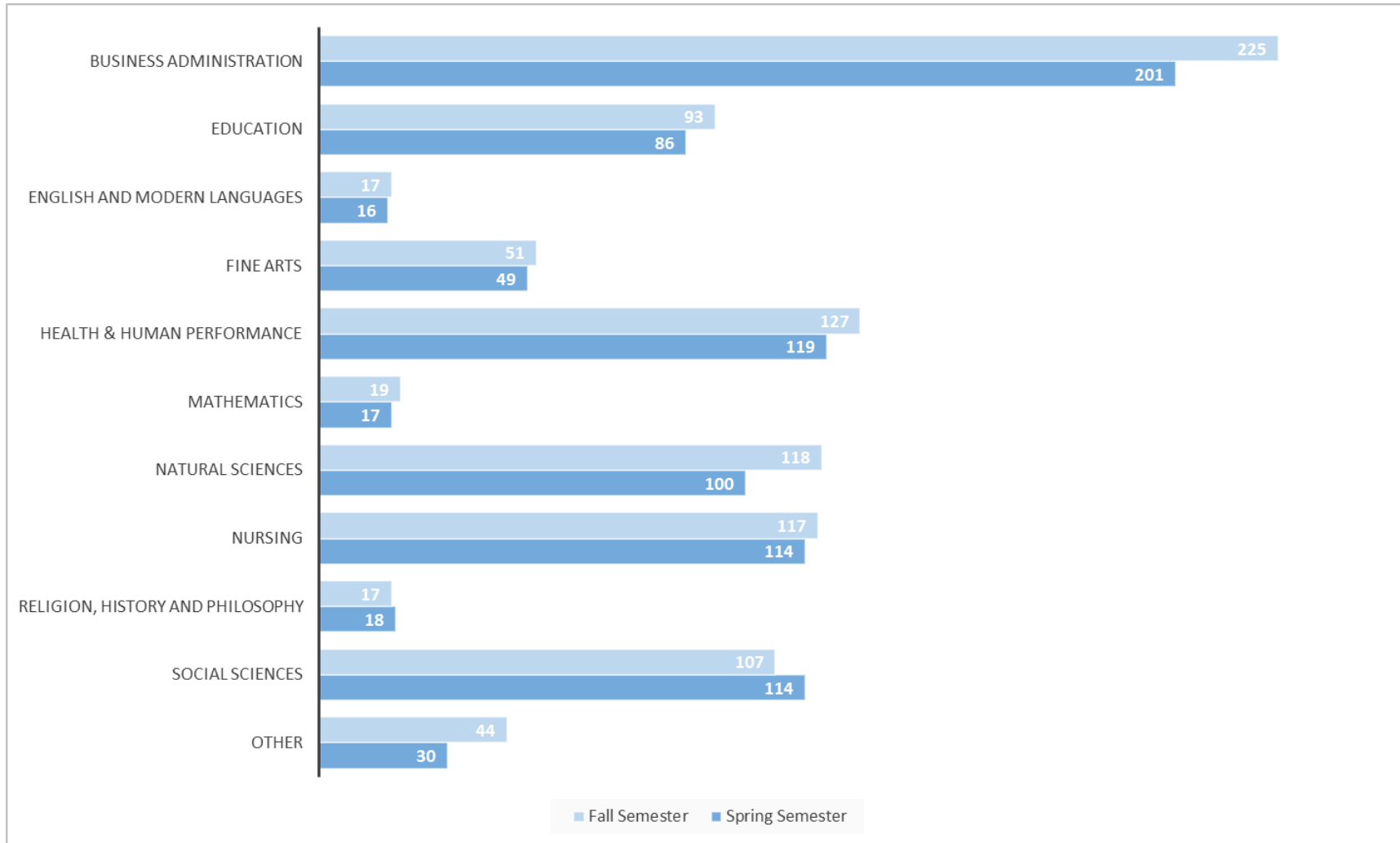


FACULTY PROFILE



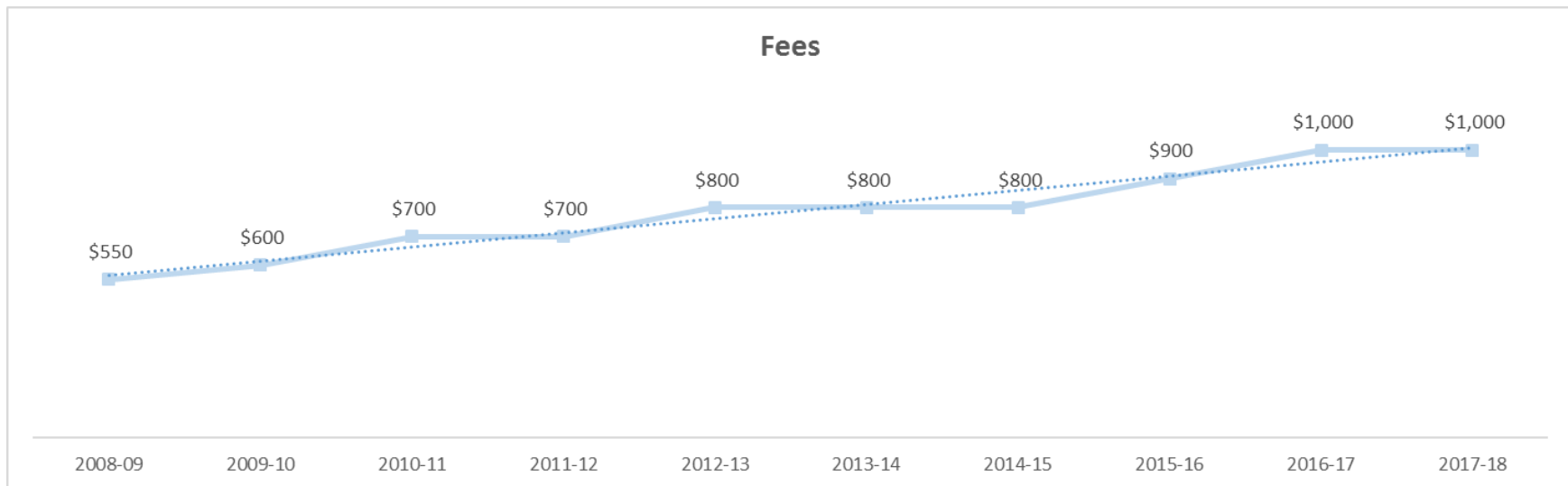
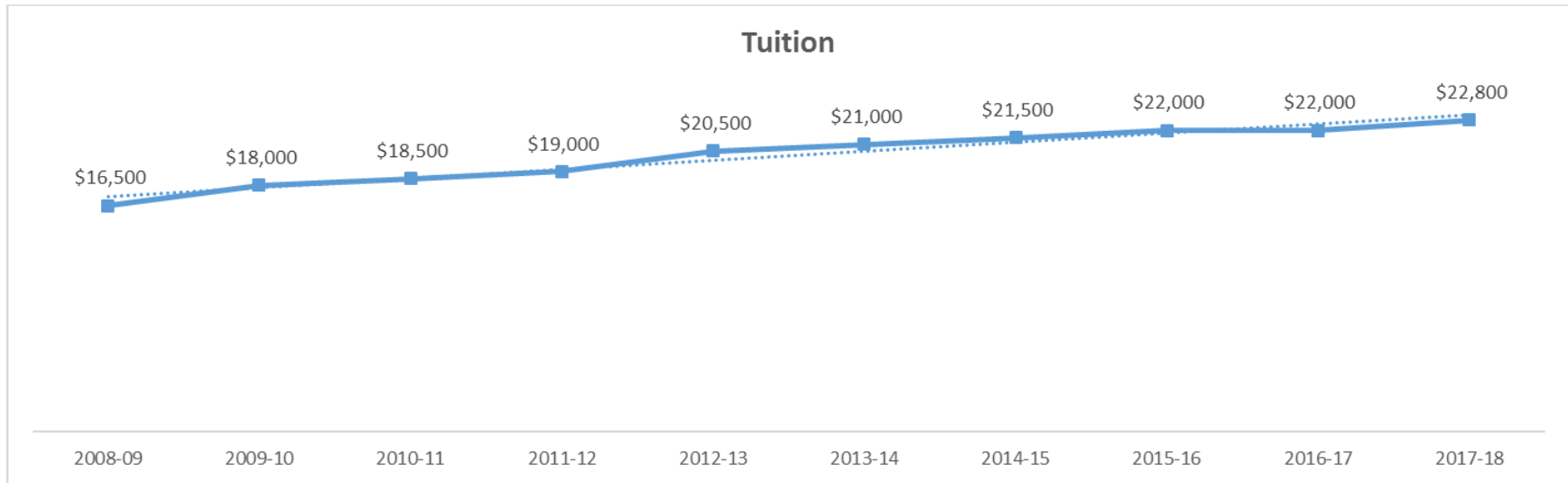
PERCENTAGE OF POPULATION BY DEPARTMENT OF MAJOR

Undergraduate



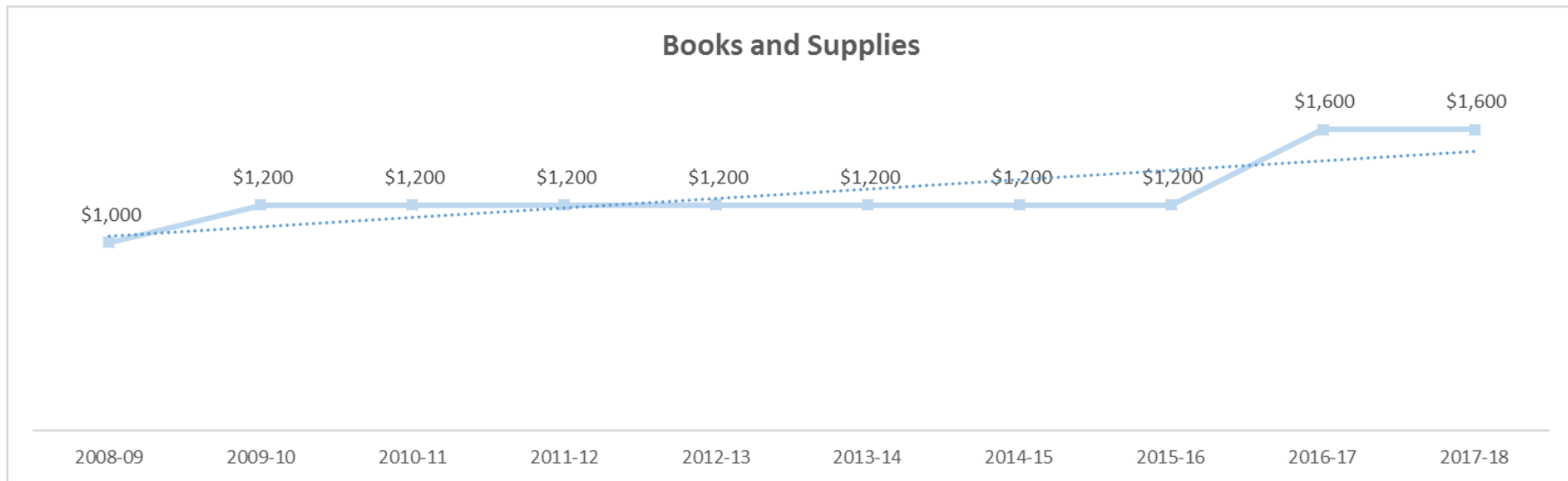
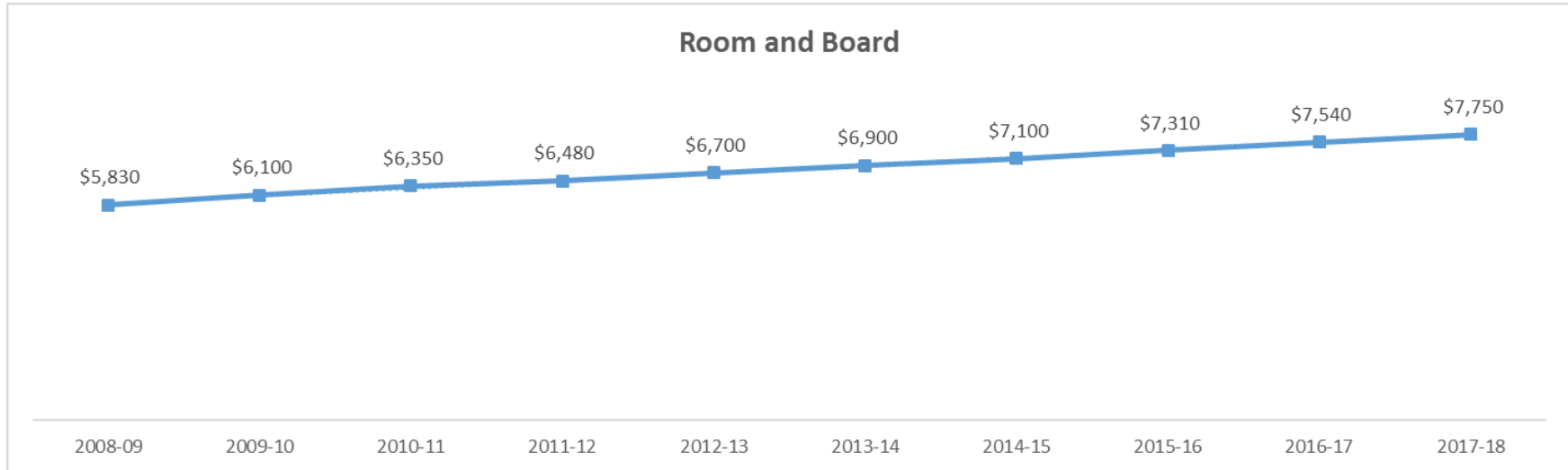
COST OF ATTENDANCE

10-Year Trend

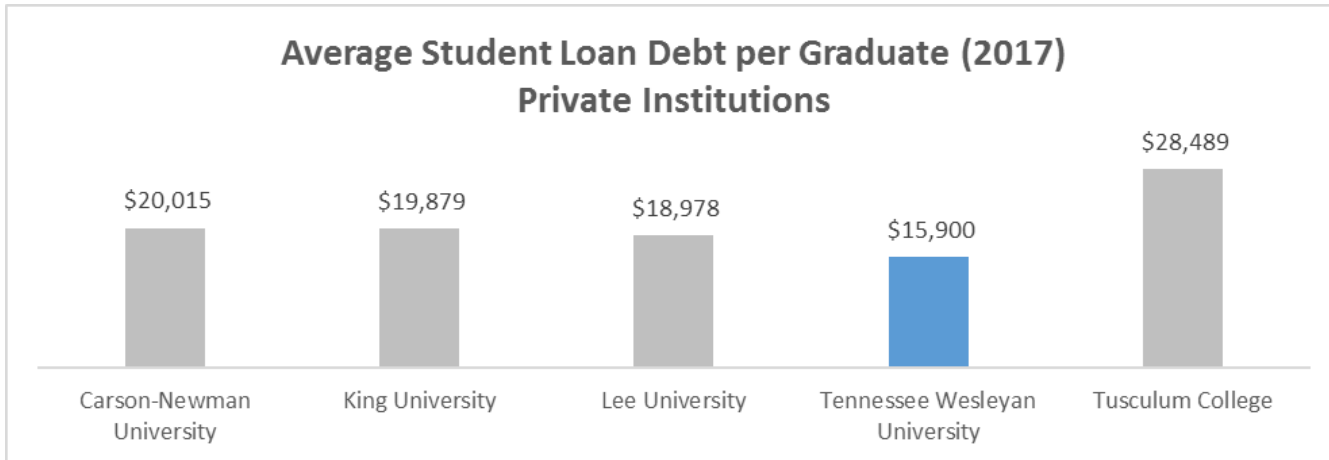
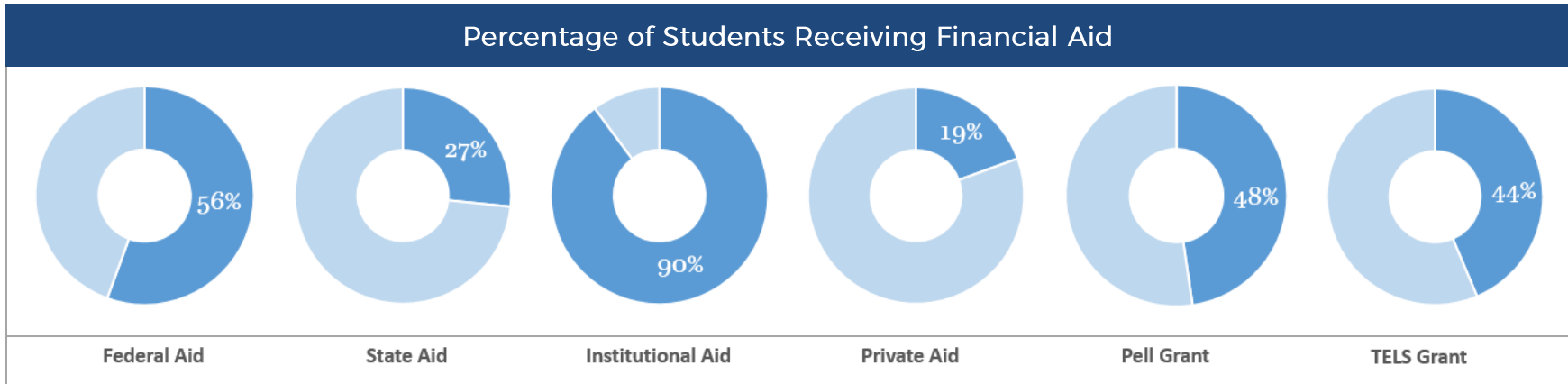


COST OF ATTENDANCE

10-Year Trend



FINANCIAL AID PROFILE



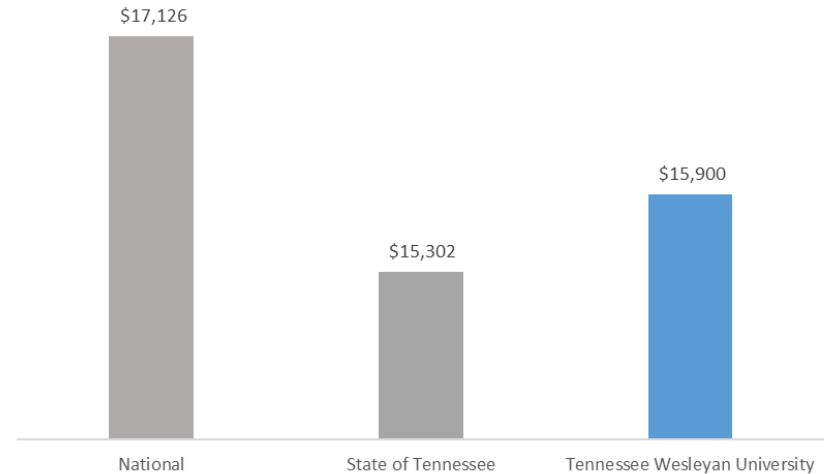
Source: The Student Loan Report, <https://studentloans.net/debt-per-graduate-statistics-2017/#tab-con-42>

Overall State Ranking

RANK	SCHOOL	TYPE	AVERAGE DEBT (PER GRAD)
1	Vanderbilt University	Private	\$ 5,066
2	Sewanee: The University of the South	Private	\$ 10,505
3	Tennessee Technological University	Public	\$ 10,843
4	Lincoln Memorial University	Private	\$ 11,393
5	The University of Tennessee, Knoxville	Public	\$ 12,454
6	Rhodes College	Private	\$ 12,671
7	The University of Tennessee, Chattanooga	Public	\$ 13,292
8	East Tennessee State University	Public	\$ 15,048
9	Christian Brothers University	Private	\$ 15,318
10	Tennessee Wesleyan University	Private	\$ 15,900
11	Middle Tennessee State University	Public	\$ 16,292
12	Austin Peay State University	Public	\$ 16,428
13	Belmont University	Private	\$ 16,441
14	Lipscomb University	Private	\$ 17,406
15	O'More College of Design	Private	\$ 17,475
16	Milligan College	Private	\$ 17,961
17	University of Memphis	Public	\$ 18,194
18	The University of Tennessee, Martin	Public	\$ 18,531
19	Lee University	Private	\$ 18,978
20	Union University	Private	\$ 19,388
21	King University	Private	\$ 19,879
22	Carson-Newman University	Private	\$ 20,015
23	Trevecca Nazarene University	Private	\$ 21,090
24	Southern Adventist University	Private	\$ 21,325
25	Freed-Hardeman University	Private	\$ 23,687
26	Memphis College of Art	Private	\$ 27,862
27	Tusculum College	Private	\$ 28,489
28	Tennessee State University	Public	\$ 30,636

Source: The Student Loan Report, <https://studentloans.net/debt-per-graduate-statistics-2017/#tab-con-42>

TWU Average Loan Debt vs. National and State



Best Value Schools in the South

Regional Universities Average Cost after receiving grants based on need

RANK	SCHOOL (STATE)	AVERAGE COST
1	Blue Mountain College (MS)	\$ 11,275
2	Alice Lloyd College (KY)	\$ 14,501
3	Kentucky Wesleyan College	\$ 20,615
4	Anderson Broaddus University (WV)	\$16,876
5	Tennessee Wesleyan University	\$18,714
6	Flagler College (FL)	\$ 23,698
7	Newberry College	\$ 20,260
8	Huntingdon College (AL)	\$ 22,114
9	Averett University (VA)	\$ 22,795
10	Barton College (NC)	\$ 26,169

DEGREES CONFERRED

Undergraduate and Graduate Headcount

Degree	2007-08	2008-09	2009-10	2010-11	2011-12	2012-13	2013-14	2014-15	2015-2016	2016-17
<i>Bachelor of Arts</i>	14	9	5	8	11	12	19	13	13	7
<i>Bachelor of Science</i>	161	157	126	156	157	205	195	203	158	200
<i>Bachelor of Applied Science</i>	0	0	0	12	3	2	0	0	0	0
<i>Bachelor of Fine Arts</i>										1
<i>Bachelor of Music Education</i>	0	1	1	2	2	0	5	1	1	1
<i>Bachelor of Science in Nursing</i>	46	51	48	66	61	64	66	66	61	68
<i>Master of Science</i>							16	0	4	2
<i>Master in Business Administration</i>									6	8
Total	221	218	180	244	234	283	301	283	243	287

n/a indicates that the degree was not offered yet

DEGREES CONFERRED BY DEPARTMENT

Undergraduate and Graduate Headcount

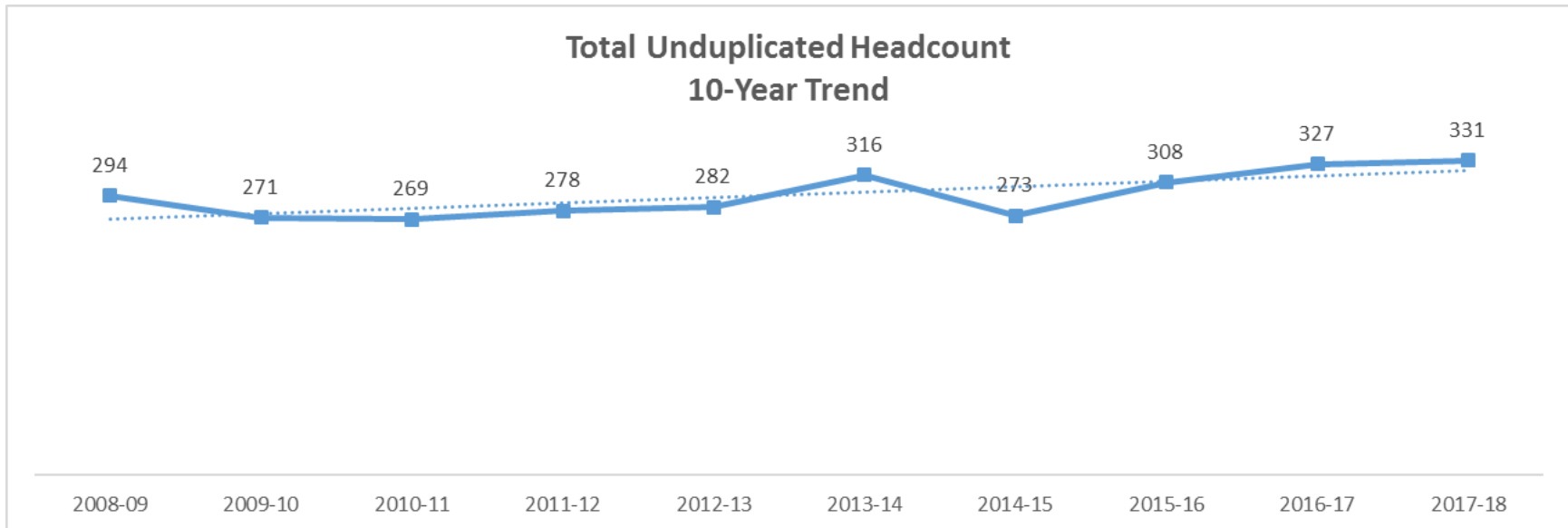
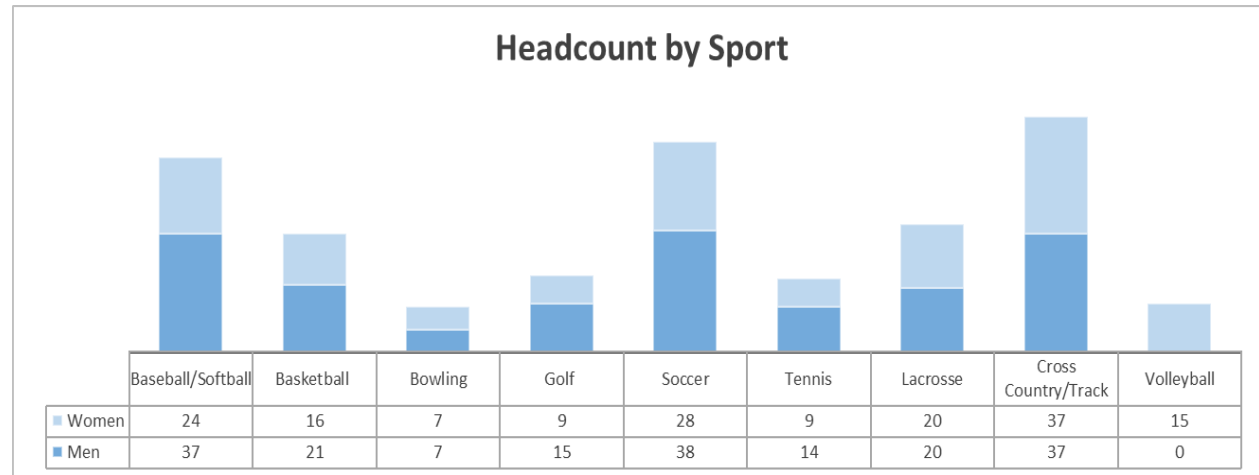
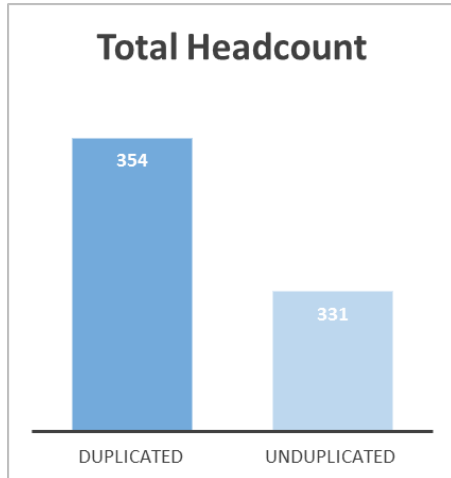
Department	2007-08	2008-09	2009-10	2010-11	2011-12	2012-13	2013-14	2014-15	2015-2016	2016-17
<i>Business Administration (UG)</i>	69	65	59	66	62	89	89	108	86	98
<i>Business Administration (G)</i>									6	8
<i>Education (UG)</i>	24	26	24	22	25	28	19	12	10	16
<i>Education (G)</i>							16	0	4	2
<i>English and Modern Languages</i>	9	7	2	3	8	10	10	5	3	4
<i>Fine Arts</i>	2	1	2	3	2	2	6	1	6	3
<i>Health and Human Performance *</i>	19	17	14	26	19	30	24	28	21	29
<i>Mathematics</i>	2	4	4	4	7	6	5	4	5	5
<i>Natural Sciences</i>	8	11	4	19	12	18	14	10	8	22
<i>Nursing</i>	46	51	48	66	61	64	66	66	61	68
<i>Religion, History, and Philosophy</i>	16	11	4	9	11	14	9	10	4	3
<i>Social Sciences</i>	22	22	15	26	27	21	40	34	26	28
<i>Individualized Major</i>	4	3	4	0	0	1	3	5	3	1
Total	221	218	180	244	234	283	301	283	243	287

UG = undergraduate; G = graduate

*formerly Exercise and Sports Sciences

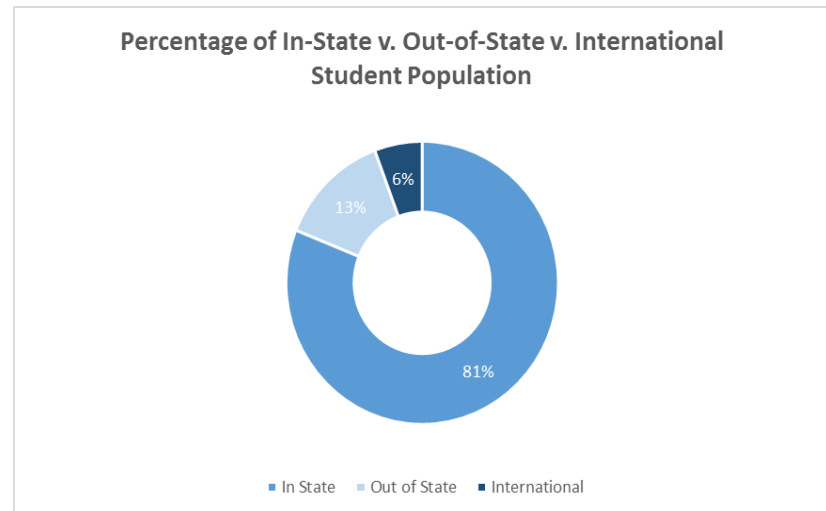
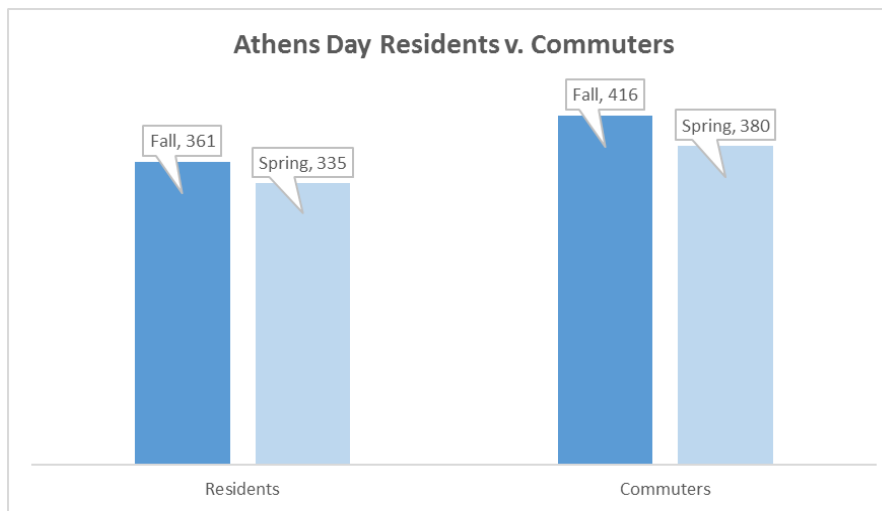
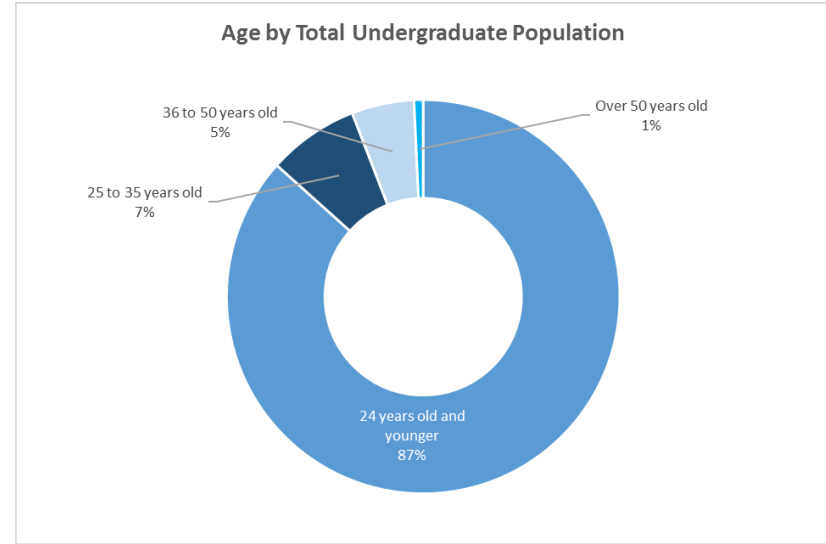
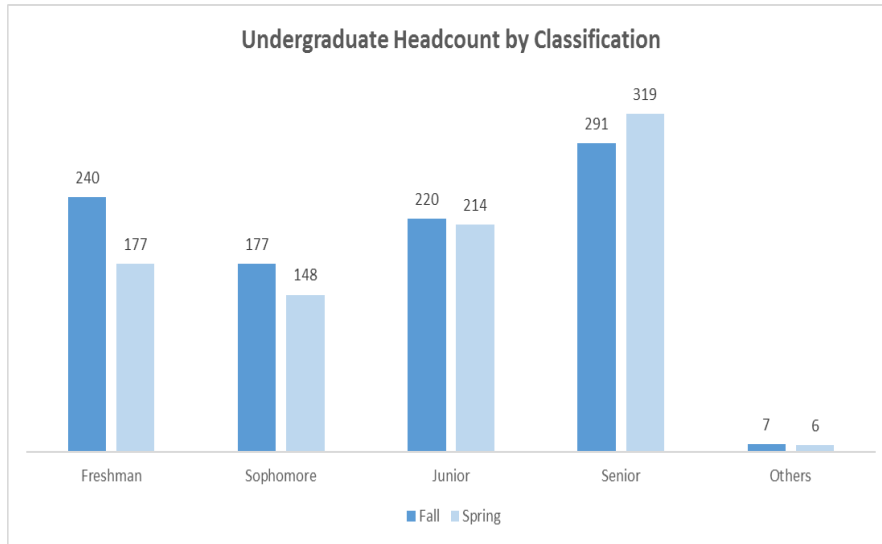
ATHLETICS PROFILE

Headcount by Sport



STUDENT LIFE PROFILE

Undergraduate Headcount



TOTAL SERVICE HOURS

91,931

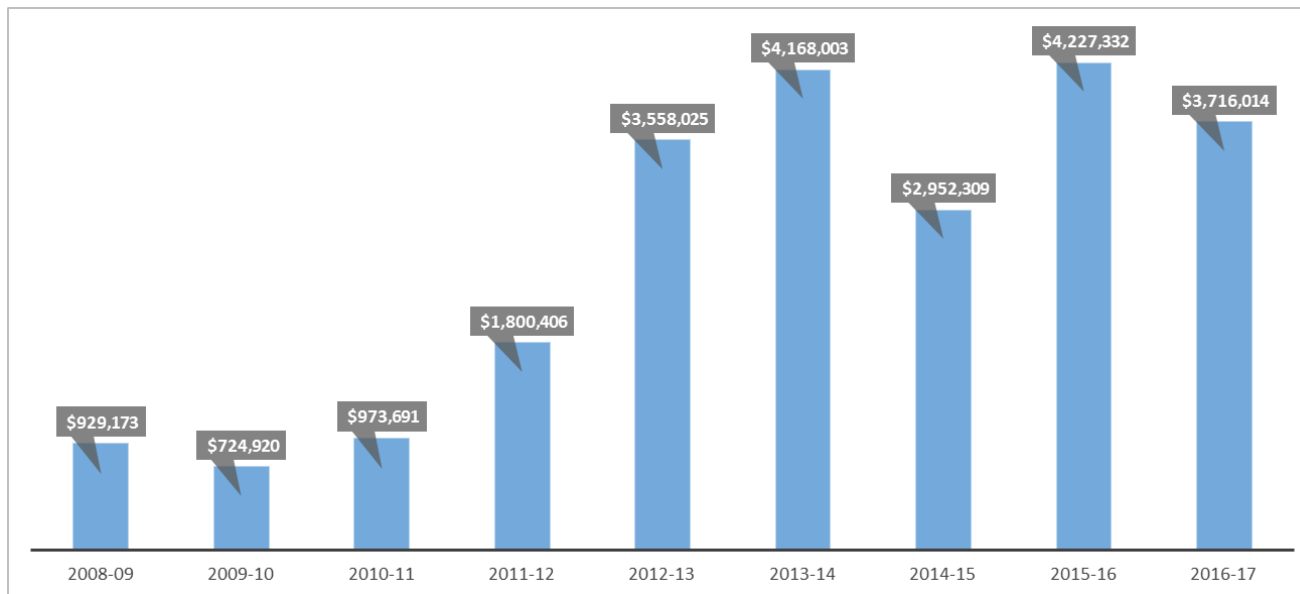
hours of student service

(2013 –2017)

<i>Academic Year</i>	Total Hours	Economic Impact
2013-2014	25,188	\$593,429.20
2014-2015	25,717	\$605,892.50
2015-2016	22,224	\$523,597.40
2016-2017	17,931	\$422,454.30
TOTAL	91,931	\$2,145,373.40

ADVANCEMENT

Total Donor Contributions to TWU



Tennessee Wesleyan University Impact on the Local Economy (2012-2017)

\$343
million
total contributions
to the local
economy

11,224

Local full-time jobs created and sustained by Tennessee Wesleyan's presence

\$178.8 million

Individual Income generated by TWU's expenditures

\$164.6 million

Local business volume generated by TWU's expenditures