

2021 FRESHMEN COHORT

192

Full-Time = 191

2021 TRANSFER COHORT

129

Trad = 59; ME = 7; Nursing = 24; BSRN = 22;
DHY = 14; PLCJ = 3

TOP MAJORS FOR NEW COHORTS



1. Nursing/Pre-Nursing
2. Business
3. Social Sciences
4. Education
5. Dental Hygiene/Pre-Dental Hygiene
6. Health & Human Performance

2021 NEW STUDENTS

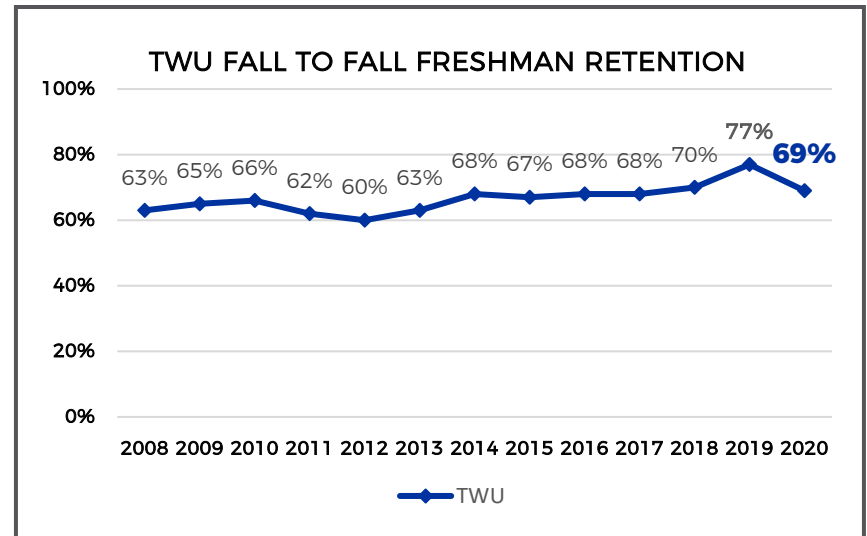



36% M / 64% F (excluding Graduate-Level & DE)

*4+1 Pre-MBA not included in total count

ENROLLMENT TRENDS BY PROGRAM				
	FALL 2019	FALL 2020	FALL 2021	+/-
UNDUPLICATED (ALL)	1142	1168	1095	-73
ATHENS DAY	796	795	750	-45
FRESHMAN	209	195	192	-3
Freshman Athlete (FT)	(140)	(107)	110	+3
Freshman Non-Athlete (FT)	(69)	(88)	(82)	-6
TRANSFER (Traditional)	115	66	59	-7
Transfer Athlete	(53)	(32)	(33)	+1
Transfer Non-Athlete	(62)	(34)	(26)	-8
Transfer Athlete (FT)	(51)	(32)	(33)	+1
Transfer Non-Athlete (FT)	(59)	(34)	(25)	-9
NURSING	132	118	96	-22
ME (ATHENS)	22	19	30	+11
ME (KNOXVILLE)	10	10	7	-3
ME (CLEVELAND)	14	17	10	-7
ME (TOTAL)	46	46	47	+1
BSRN	39	54	47	-7
Dental Hygiene 	31	31	33	+2
PLCJ			3	+3
UNDUPLICATED GRADUATE (ALL)	75	112	105	-7
MBA	45	44	34	-10
PRE-MBA	2	6	10	+4
MAT 		10	13	+3
MOT	30	58	55	-3
DUAL ENROLLMENT	23	12	12	0
*NON-DEGREE SEEKING	3	1	7	+6
		(1 Athens Day)		

*Non-Degree seeking NOT included in specific program count, but are in overall & Athens Day count



83% 

Fall to Fall 2020 Transfer Cohort

78%

Overall Retention Rate Undergraduate & Graduate

FRESHMEN NON-RETURNERS

54% FEMALE

49% FRESHMEN ATHLETES

37% FIRST GENERATION

19% FIRST GEN, FEMALE, NON-ATHLETE

FIRST GENERATION 2021

38%

EXCLUDES GRADUATE STUDENTS AND DE

2021 FRESHMAN COHORT ATHLETES

57%

2021 TRANSFER COHORT ATHLETES

56%

