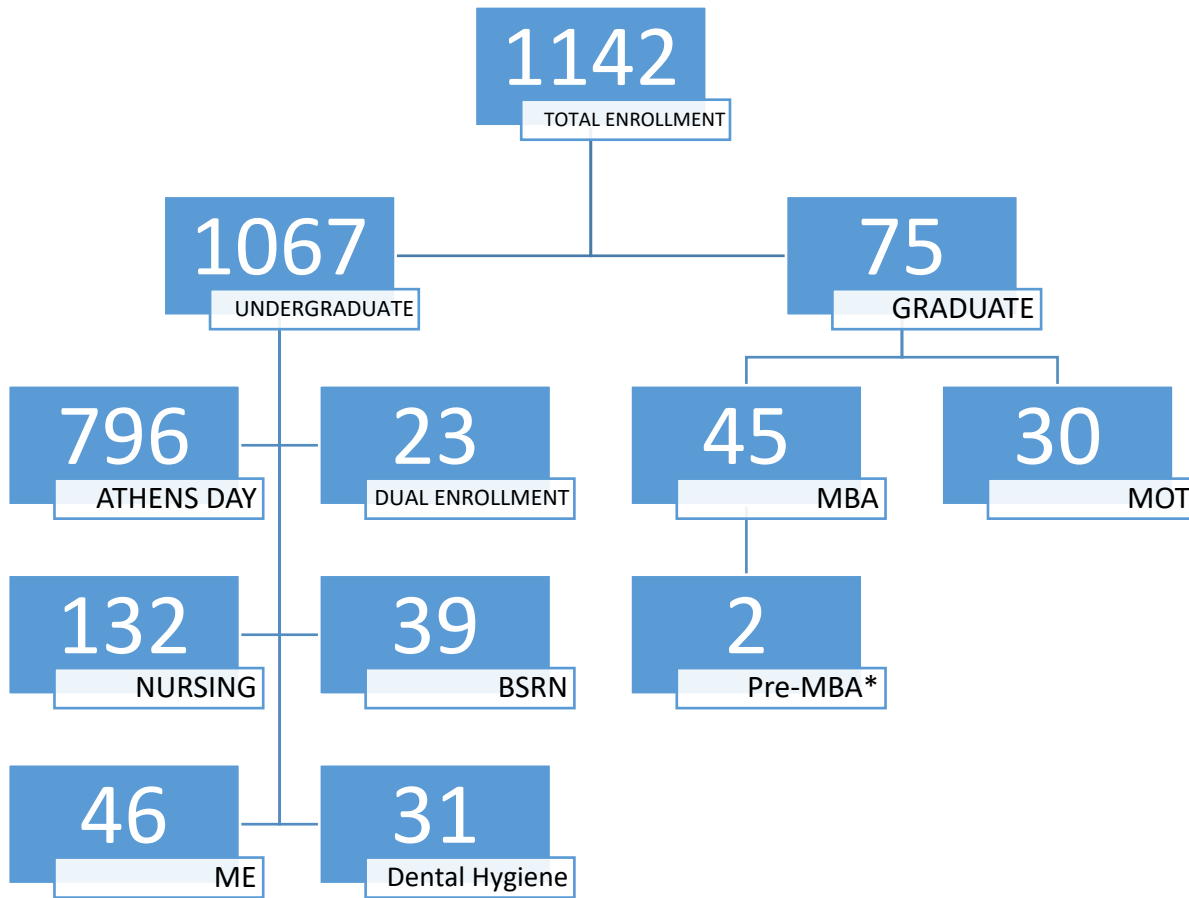


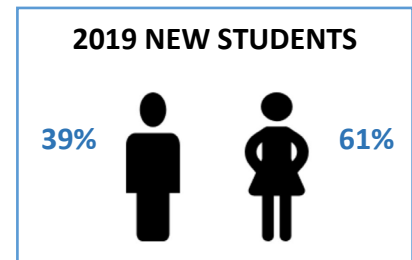
TENNESSEE WESLEYAN UNIVERSITY
 OFFICE OF INSTITUTIONAL EFFECTIVENESS AND RESEARCH
 FALL 2019 CENSUS DATA



*Not included in count



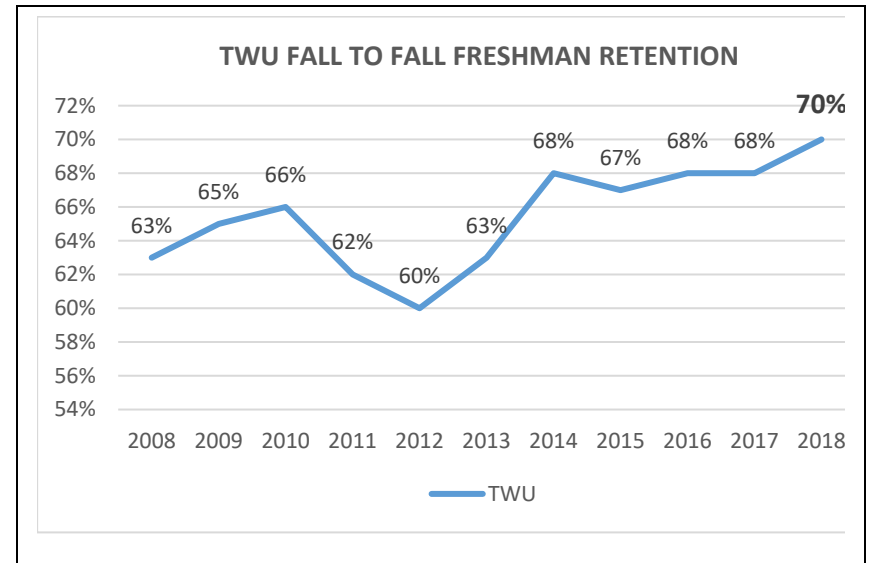
- TOP MAJORS FOR NEW COHORTS**
1. Nursing/Pre-Nursing
 2. Business
 3. Health & Human Performance
 4. Education
 5. Dental Hygiene
 6. Criminal Justice



41% M/59% F (if excluding Graduate-Level & DE)

ENROLLMENT TRENDS BY PROGRAM				
	FALL 2017	FALL 2018	FALL 2019	+/-
UNDUPLICATED (ALL)	951	1015	1142	+127
ATHENS DAY	772	765	796	+31
FRESHMAN	210	189	209	+20
Freshman Athlete (FT)	(104)	(100)	(140)	(+40)
Freshman Non-Athlete (FT)	(106)	(89)	(69)	(-20)
TRANSFER	74	72	115	+43
Transfer Athlete	(36)	(35)	(53)	(+18)
Transfer Non-Athlete	(37)	(37)	(62)	(+25)
Transfer Athlete (FT)	(36)	(32)	(51)	(+19)
Transfer Non-Athlete (FT)	(38)	(36)	(59)	(+23)
NURSING	102	116	132	+16
ME (ATHENS)	5	15	22	+7
ME (KNOXVILLE)	12	19	10	-9
ME (CLEVELAND)	24	12	14	+2
ME (TOTAL)	41	46	46	0
BSRN	13	21	39	+18
Dental Hygiene			31	
UNDUPLICATED GRADUATE (ALL)	15	30	75	+45
MBA	15	30	45	+15
MOT			30	
DUAL ENROLLMENT	6	30	23	-7
*NON-DEGREE SEEKING	2 (1 MBA, 1 ME)	7 (1 MBA, 6 ATHENS DAY)	3	-4

*Non-Degree seeking NOT included in specific program count, but are in overall & Athens Day count



FTFT NON-RETURNERS

- 30%** FA2018 FRESHMEN
- 52%** FRESHMEN ATHLETES
- 31%** FIRST GENERATION
- 33%** FIRST GEN, ATHLETE

First Generation 2019

39%

EXCLUDES GRADUATE STUDENTS
AND DE

2019 FRESHMAN COHORT

ATHLETES

67%

2019 TRANSFER COHORT

ATHLETES

46%